


# Ruijie Reyee RG-EST Series Wireless Bridges

Release Notes, AP\_3.0(1)B11P80



## Copyright Statement

Ruijie Networks©2021

Ruijie Networks reserves all copyrights of this document.

Any reproduction, excerpt, backup, modification, transmission, translation or commercial use of this document or any portion of this document, in any form or by any means, without the prior written consent of Ruijie Networks is prohibited.

Trademarks  ,  and  are owned by Ruijie Networks.

All other trademarks or registered trademarks mentioned in this document are owned by their respective owners.

## Exemption Statement

The products, services or features you purchase are subject to commercial contracts and terms. Some or all of the products, services or features described in this document may not be within the scope of your purchase or use. Unless otherwise agreed in the contract, Ruijie Networks does not make any express or implied statement or guarantee for the content of this document.

Due to product version upgrades or other reasons, the content of this document will be updated from time to time. Ruijie Networks reserves the right to modify the content of the document without any notice or prompt.

This manual is for reference only. Ruijie Networks endeavors to ensure content accuracy and will not shoulder any responsibility for losses and damages caused due to content omissions, inaccuracies or errors.

# Preface

## Audience

This book is intended for the following people.

- Network Engineer
- Technical Promotion Staff
- Network Administrator

## Obtaining Technical Assistance

- Ruijie Reyee Website: <https://www.ruijienetworks.com/products/reyee>

## Conventions

### 1. Various Signs

This document uses the following signs for reader alerts.



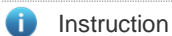
Indicates a rule that users must strictly follow. If you ignore this information, you can lose data or damage your device.

---



Indicates important information that users must know. If you ignore this information, you may lose functionality or degrade performance.

---



Provides supplements, declarations and tips. If you ignore such information, there are no serious consequences.

---



Provides a description of product or version support.

---

### 2. Description

This document introduces the features of the product and provides guidance on configuration and trial use.

---

# Contents

Preface .....	I
1 Basic Information.....	1
1.1 Release Record .....	1
1.2 Component Release .....	1
2 Features .....	1
2.1 New Features.....	1
2.2 Changed Features .....	1
3 Resolved Bugs .....	1
4 Open Bugs .....	2
5 Compatibility.....	2
5.1 Hardware.....	2
5.2 Software.....	2
5.3 Other .....	2
6 Upgrade.....	2
6.1 Upgrade File .....	2
6.2 Requirement .....	3
6.3 Upgrade Tips .....	3
6.4 Upgrade Steps.....	3
7 Documentation .....	4

# 1 Basic Information

Release Number	AP_3.0(1)B11P80
Category	Official Release
Product	RG-EST310 V2 V1.00/RG-EST350 V2 V1.00
Client	All Clients
Release Date	2021.12.25
Previous Version	AP_3.0(1)B11P80

## 1.1 Release Record

First Release

## 1.2 Component Release

Component	Description
N/A	N/A

# 2 Features

## 2.1 New Features

- (1) EDCCA
- (2) CSA
- (3) Country/Region Code

## 2.2 Changed Features

RG-EST310 V2 V1.00/RG-EST350-V2 V1.00 is released officially.

# 3 Resolved Bugs

RG-EST310 V2 V1.00/RG-EST350-V2 V1.00 is released officially.

## 4 Open Bugs

N/A

## 5 Compatibility

### 5.1 Hardware

The following are the hardware models and versions.

Model	Hardware Version	Description
RG-EST310 V2	1.00	5 GHz wireless bridge, 5 GHz single-band dual-stream, 802.11ac/n/a, one 10/100Mbps Ethernet port.
RG-EST350 V2	1.00	5 GHz wireless bridge, 5 GHz single-band dual-stream, 802.11ac/n/a, two 10/100/1000Mbps Ethernet ports.

### 5.2 Software

N/A

### 5.3 Other

N/A

## 6 Upgrade

### 6.1 Upgrade File

Product	File Name	File Size	MD5
RG-EST310 V2 V1.00	AP_3.0(1)B11P80_EST310-V2_09130513_encrypto.tar.gz	6,479,000 Bytes	b3fff8c3b5c6ed506b7c85e55368d029
RG-EST350 V2 V1.00	AP_3.0(1)B11P80_EST350-V2_09130513_encrypto.tar.gz	6,649,741 Bytes	8a960a6ecaa745611aa5788dfe3126ac

## 6.2 Requirement

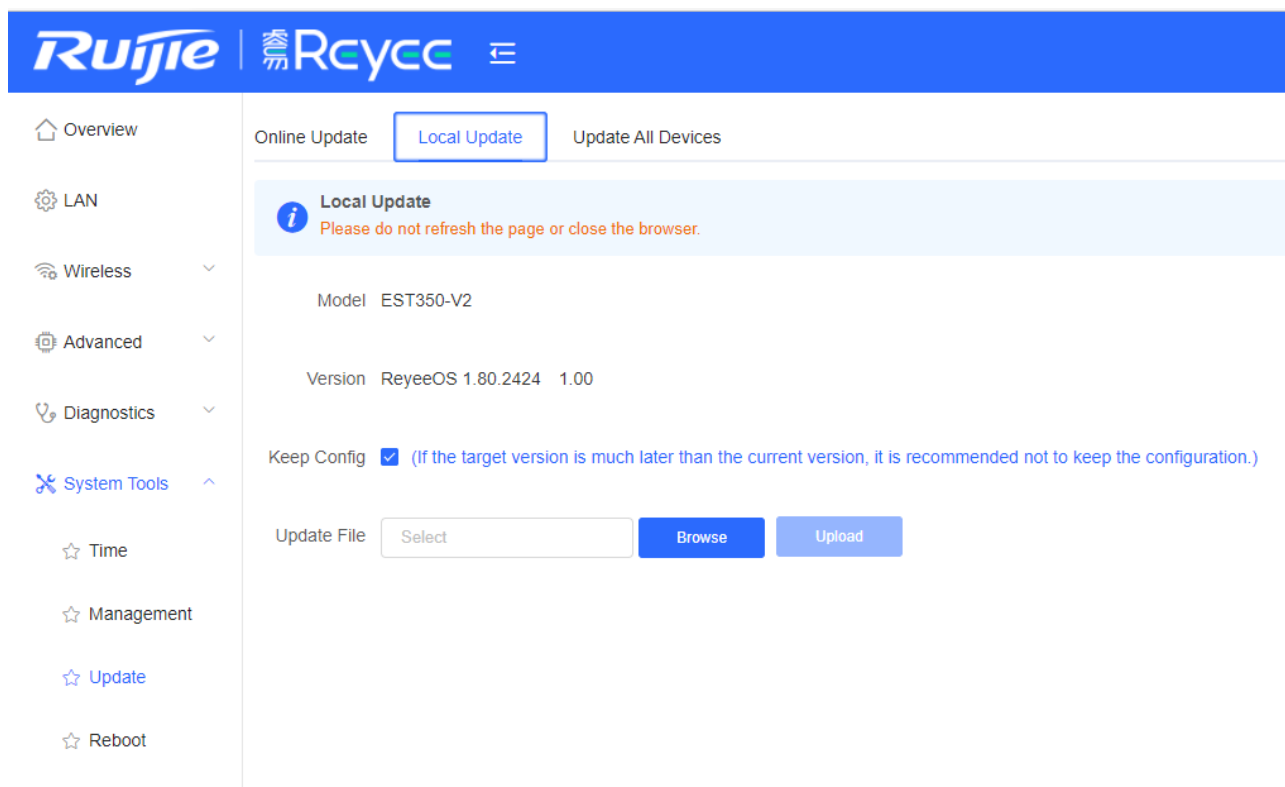
N/A

## 6.3 Upgrade Tips

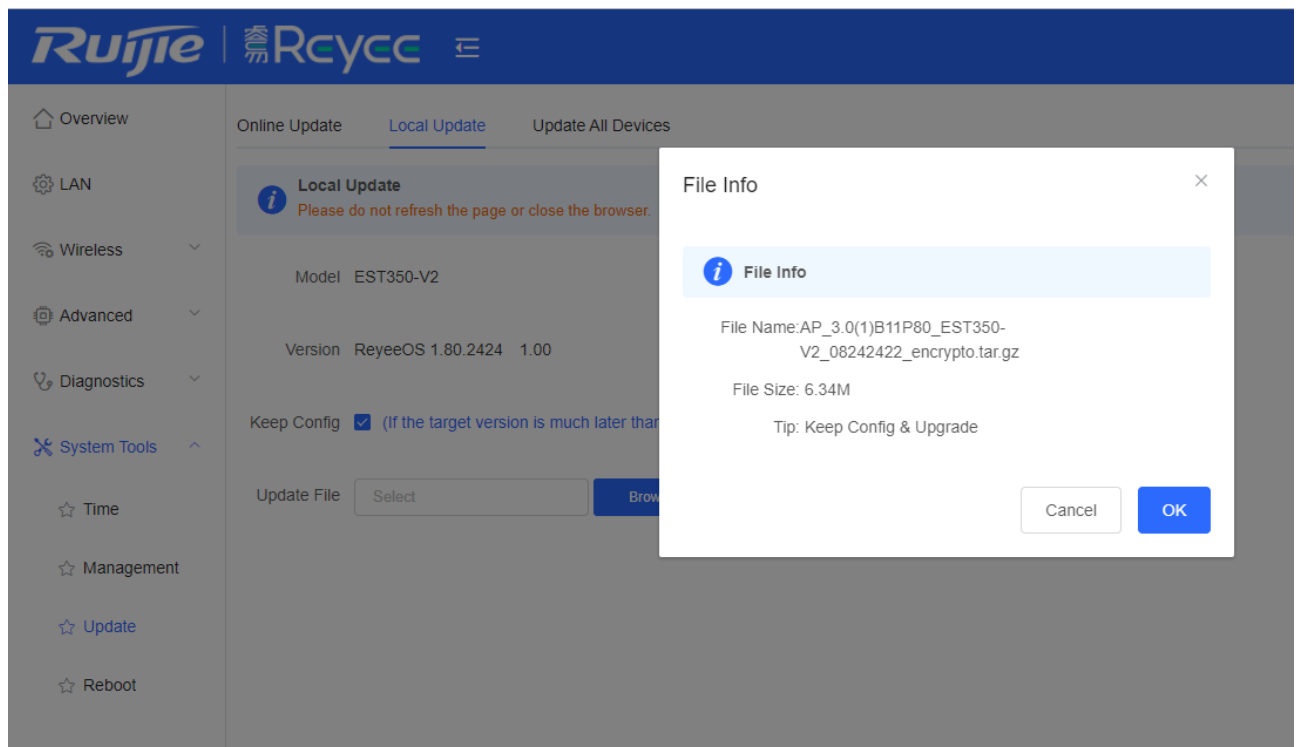
- The upgrade must first be verified in the experimental environment before being implemented in the field.
- The customer's database must be backed up before the on-site upgrade.
- During the upgrade process, once the message that reboot is not allowed appears, please do not power off, reset the system, or plug or unplug any modules.
- There is no need to upgrade the BOOT program.
- The RG-EST series wireless bridges can be upgraded through either Eweb or Ruijie Cloud. This document only introduces the local upgrade steps on Eweb.
- During the upgrade process, please pay attention to the prompt message during the operation. If a failure occurs, try again. If the failure persists, please contact Ruijie technical support.

## 6.4 Upgrade Steps

- (1) Choose **Eweb** > **System Tools** > **Local Update**.
- (2) Click on **Browse**, select the file to be uploaded and click on **Upload**.



- (3) Click **OK** to confirm upgrade.



## 7 Documentation

Document Name	Description

### Instruction

The documents may be updated and released from time to time, please follow the official website of Ruijie Networks:  
<https://www.ruijienetworks.com/products/reyee>.